



National Marine Manufacturers Association

nmma.org

ECONOMIC SIGNIFICANCE OF RECREATIONAL BOATING IN ARKANSAS

CONGRESSIONAL DISTRICT 1

Number of Recreational Boats*	57,991
Recreational Boating Industry Businesses	84
Total Jobs	4,065
Annual Recreational Boating-Related Spending	\$220.7 MILLION

TOTAL ANNUAL ECONOMIC IMPACT OF RECREATIONAL BOATING:




\$517.9 MILLION



RECREATIONAL BOATS IN AR-1

TOTAL BOATS* ▶ 57,991

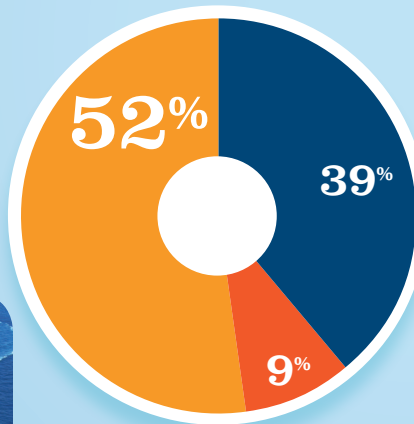
REGISTERED BOATS	57,991
Power boats	53,818
PWCs	3,128
Sailboats	228
Other Boats	817
HOUSEHOLDS PER BOAT	5.0



* Total boats are registered boats as reported by states to the USCG.

RECREATIONAL BOATING CREATES JOBS IN AR-1

TOTAL BOATING JOBS	▶ 992
Boat Building	-
Motor / Engine Mfgr.	-
Accessory / Supplies Mfgr.	518
Dealers / Wholesalers	90
Boat Services	384

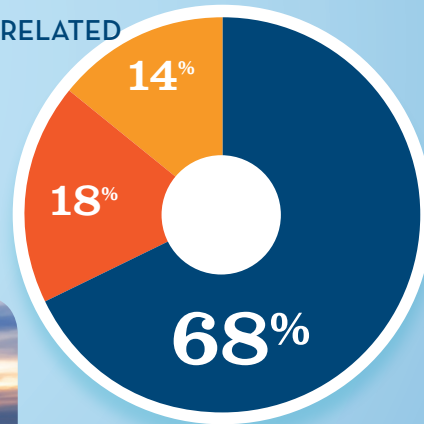


● BOAT BUILDING †
● MOTOR/ENG. MFGR. †
● ACC./SUPPLIES MFGR.
● DLRS/WHOLESALERS
● BOAT SERVICES
 † 0%



RECREATIONAL BOATING-RELATED BUSINESSES IN AR-1

TOTAL BUSINESSES	▶ 84
Boat Building	-
Motor / Engine Mfgr.	-
Accessory / Supplies Mfgr.	12
Dealers / Wholesalers	15
Boat Services	57

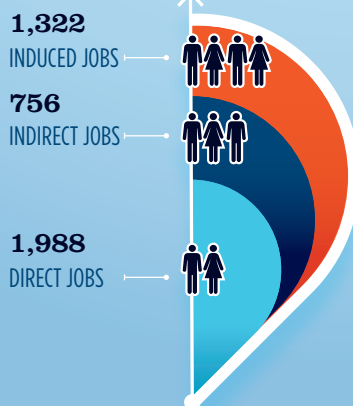


● BOAT BUILDING †
● MOTOR/ENG. MFGR. †
● ACC./SUPPLIES MFGR.
● DLRS/WHOLESALERS
● BOAT SERVICES
 † 0%



ESTIMATED JOBS IMPACT OF RECREATIONAL BOATING-RELATED SPENDING IN AR-1

EST. TOTAL JOBS	▶ 4,065
EST. TOTAL LABOR INCOME	▶ \$168.0 MILLIONS
Est. Direct Income	\$67.7
Est. Indirect Income	\$42.4
Est. Induced Income	\$57.8



RECREATIONAL BOATING INDUSTRY SALES IN AR-1

Boat Building	\$0.0	\$0.0 MILLION
Motor / Engine Mfgr.	\$0.0	\$0.0 MILLION
Accessory / Supplies Mfgr.	\$131.5	\$131.5 MILLION
TOTAL MFGR. SALES	\$131.5	
Dealers / Wholesalers	\$44.1	\$44.1 MILLION
Boat Services	\$70.7	\$70.7 MILLION
TOTAL RETAIL & SERVICES SALES	\$114.8	

● BOAT BUILDING
● MOTOR/ENG. MFGR.
● ACC./SUPPLIES MFGR.
● DLRS/WHOLESALERS
● BOAT SERVICES

Source: NMMA's Center of Knowledge; Recreational Marine Research Center at Michigan State University